


SAXOPHONE TRILL EXERCISES

WHOLE STEP TRILLS

ALL OF THESE TRILLS SHOULD BE A WHOLE STEP, USE ALTERNATE FINGERINGS WHERE INSTRUCTED



WHEN TRILLING TO F \sharp -G \sharp KEEP THE G \sharp KEY DOWN



USE THE SIDE B \flat KEY WHILE HOLDING DOWN G \sharp FOR THIS TRILL



USE THE SIDE C KEY ON THIS TRILL.



USE THE SIDE D KEY ON THIS TRILL

USE THE SIDE E \flat FINGERING FOR THIS TRILL




SAXOPHONE TRILL EXERCISES


HALF STEP TRILLS

ALL OF THESE TRILLS SHOULD BE A HALF STEP, USE ALTERNATE FINGERINGS WHERE INSTRUCTED

KEEP THE E_b KEY DOWN FOR THIS TRILL



USE THE ALTERNATE F# FINGERING.



KEEP THE G# KEY DOWN WHILE PLAYING A

USE THE SIDE B_b FINGERING



USE THE SIDE B_b KEY ON THIS TRILL.

USE THE SIDE C KEY ON THIS TRILL



USE THE SIDE D KEY ON THIS TRILL

