


Sequencer P7: KARMA

Here you can make settings for KARMA used in Sequencer mode. Songs can use four KARMA Modules: A, B, C, and D).

In Sequencer mode, you can use KARMA on song tracks or for pattern real-time recording. The note-on/off and MIDI control data generated by the KARMA Modules can be recorded as events on a track or pattern. You can use the KARMA SCENES switches 1-8, KARMA SLIDERS 1-8 and KARMA SWITCHES 1-8.

When playing back a song or pattern, you can use KARMA in real-time on your keyboard playing, or in conjunction with real-time performance using the RPPR function


-  The data from the internal sequencer is not input to the KARMA Modules. Note data from the internal sequencer cannot be used as triggers to cause KARMA to generate phrases.

The state of the KARMA ON/OFF switch, KARMA SLIDERS 1-8, KARMA SWITCHES 1-8, LATCH and SCENES 1-8 switches, and the note settings/velocity of the Pad 1-8 can be saved independently for each song.

By using the page menu command “Copy KARMA Module,” you can easily copy the KARMA Module settings of a program or combination. Use this when you wish to use Sequencer mode to record the KARMA phrase or pattern of Program mode.


By using the page menu command “Copy From Combi,” you can copy the entire settings of a combination, and real-time record a performance that uses KARMA (Multi REC).

By using the function (see “Tip: Auto Song Setup” on page 526) you can automatically transfer the settings of a program or combination into a song, and then begin recording immediately simply by pressing the START/STOP switch. If you come up with an inspired phrase or song idea while using KARMA in Program or Combi Mode, you can immediately convert your inspiration into a song. The function seamlessly takes you from playing a program or combination into creating a song.

-  The tempo of the song and KARMA cannot be set independently.

If **MIDI Clock** (Global 1-1b) is set to Internal, you can use the start timing of the internal sequencer to synchronize the KARMA Module.

- If you press the START/STOP switch while KARMA is operating, KARMA will synchronize to the timing of the sequencer.
- If you then press the START/STOP switch again, KARMA will stop playing, as will the sequencer. If you wish to stop only KARMA, press the KARMA ON/OFF switch.

-  When **MIDI Clock** (Global 1-1a) is set to External, KARMA will play only when MIDI Clock messages are being received, and stop playing when the Clock messages stop. For more information, see “Synchronizing KARMA” on page 255 of the Operation Guide.